

CASE

Hydraulic Excavator

Operating weight: 8 tons
Isuzu engine: 39.1 kW (52.4 hp)
Backhoe buckets: 110 to 360 L

CX75 SR



C O M M I T T E D T O Y O U R N E E D S



Engine

Latest generation engine meeting European standards (Tier 2 regulations) "low smoke emissions".

CASE; since the first machines in the "CX" series were introduced, has been the first manufacturer in Europe to market hydraulic excavators with engines of this type.

Particularly suitable for urban work, these engines have a very reduced noise level, one of the lowest fuel consumptions on the market and also meet present and future environmental standards.

Checking the engine rotation speed using an electric potentiometer.

Manual return to idle, control on RH control lever.

Engine pre-heating.

High performance filtration circuit enables oil change intervals to be extended to every 500 h.



Make ISUZU
 Type CC-4JG1
 Turbo No
 Electrically controlled fuel injection
 Number of cylinders 4
 Bore x stroke 95.4 x 107 mm
 Capacity 3059 cm³
 Power at 2100 rpm EEC 80/1269 39.1 kW - 52.4 hp

Hydraulic system

2 variable displacement axial piston hydraulic pumps feeding the attachment, the travel and the swing.


Maximum flow..... 2 x 71.4 l/min

1 gear pump feeding the dozer blade and the boom offset

Maximum flow..... 1 x 25.4 l/min

Safety valve pressure:

Attachment.....	294 bar
Swing.....	226 bar
Travel.....	294 bar
Dozer blade, boom offset.....	226 bar



CONTROL VALVES

4 control valve sections for the RH travel, boom, bucket and dipper acceleration.

5 control valve sections for LH travel, dipper, swing, auxiliary circuit and boom acceleration.

2 control valve sections for dozer blade and boom offset.

Load-holding valves on boom and dipper.



FILTRATION

Hydraulic system components protected by "ULTRA CLEAN" filter which filters out particles larger than 1µ and also traces of condensation water.



High performance filtration for longer hydraulic fluid life-time (fluid change interval now 5000 hours).

SWING

Fixed displacement, axial piston swing motor.

Upperstructure swing speed 10 rpm
Planetary reduction gear with automatic braking by oil bath disc brakes.

System and component capacities

Hydraulic reservoir.....	50 l
Hydraulic system.....	95 l
Travel reduction gear (per side).....	1.3 l
Engine (with filter change).....	9.6 l
Fuel tank.....	100 l
Cooling system.....	9.6 l

TRAVEL

Variable displacement, axial piston hydraulic motors.

Planetary reduction gear with automatic braking by oil bath disc brakes.

Two travel speeds (selected on the instrument panel)

High speed..... 4.9 kph
Low speed..... 3.4 kph




Electrical circuit

Voltage.....	12 v
Alternator.....	50 A/h
Starter motor.....	12 v - 2.2 kW

Upperstructure

The “short radius” CX75SR has special specifications compared to “standard” models:

- Shorter upperstructure radius for the rear part.
- The boom foot is positioned close to the upperstructure swing axis so as to have the minimum attachment front swing radius.
- Cab is within the upperstructure swing radius .
- The width of upperstructure is close to the width of the undercarriage (using standard track pads).
- Counterweight and general stability of the machine provides lifting capacities identical to “standard” machines.



Undercarriage

LC type undercarriage providing excellent stability (as a result of its length) and loading capacity comparable to machines of standard dimensions.

Steel or rubber tracks are available.

Upper and lower tracks equipped with bushings and seals.

Travel motors protected and incorporated in the undercarriage.

Track tension adjustable by grease cylinder.

(per track set)

Number of upper rollers..... 1

Number of lower rollers..... 5

Number of track pads..... 39

Type of track pads Triple grousers

Optional Rubber track pads

Standard track pad size 450 mm

Gradeability 70% (35°)

Front chain guide



SPECIFICATIONS



DOZER BLADE

Dozer blade control lever at console height to the right hand side of the cab. Dozer blade movement by a central hydraulic cylinder.

Dozer blade width 2.32 m

Dozer blade height 0.450 m

Maximum raising height 0.415 m

Maximum underground

lowering depth..... 0.205 m





Cab

With CASE machines, “Smaller machine dimensions” doesn’t mean that there is less space for the operator, the CX75SR cab has the same level of comfort and convenience as the standard models in the CX range; it is integrated with the upperstructure and therefore does not affect manoeuvrability on 360° swing. It’s still wide enough to provide the operator with maximum comfort and all the advantages of a “standard” machine.

Mechanical suspension, multi-adjustable driver’s seat (with a storage compartment to the rear LH of the seat).

The cab has a large roof window glass for continuous checking of the bucket position when the attachment is fully retracted.

For operator comfort, the cab



is insulated from vibration and noise by four elastofluid mountings.



Attachment

To meet the requirements of users, “short radius” CASE crawler excavators are suitable for every sort of work-site. These machines are mainly used on the following types of work:

- Construction and maintenance of high speed roads and urban streets.
- Construction in residential areas.
- Demolition.
- Forestry work.
- Machine hire companies.

To provide the best possible profitability in the various sorts of work encountered, the machine has to be able to change quickly to a new configuration:


THE “CASE” ANSWERS

- A choice of one-piece or double offset boom for digging vertical walled trenches, regardless of their depth.
- A choice of different dipper lengths.
- “MULTIFIT” quick coupler.
- Supply to the most varied types



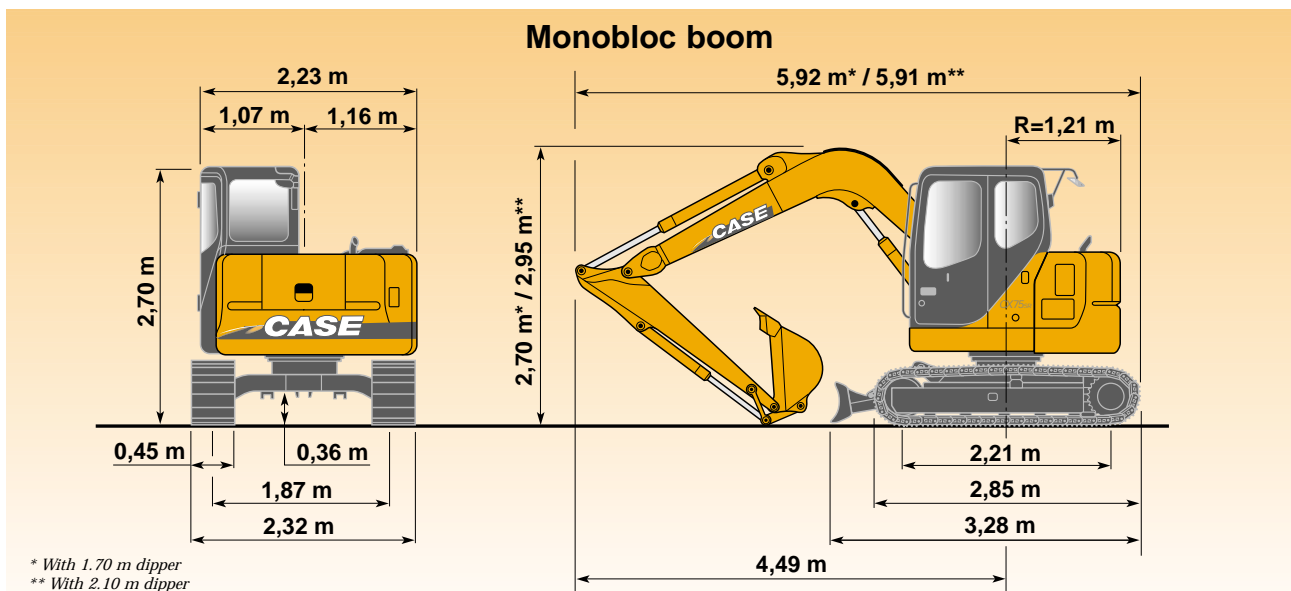
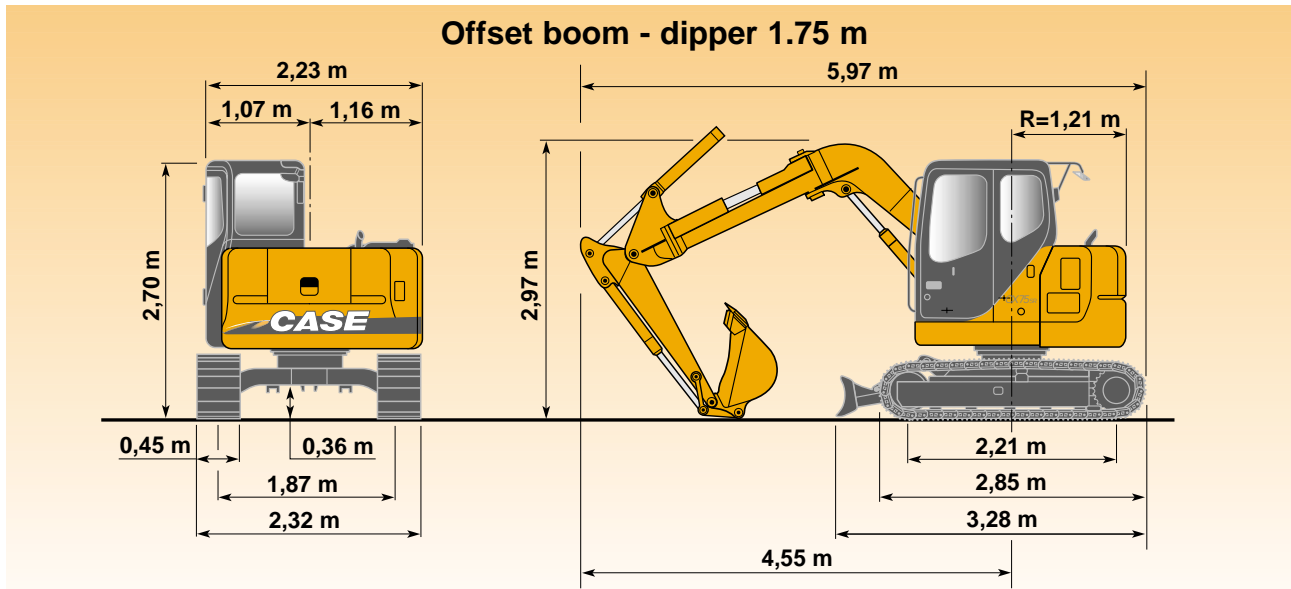
of implement, using supplementary hydraulic functions (swing, tool orientation, etc.)

- Reduced maintenance costs using EMS (Easy Maintenance System) which is standard on the boom foot and head linkages. This system, which is also used on the heavy CX machines, provides a considerable reduction in maintenance intervals (every 1000 h).





General dimensions



Weight and ground pressure

Shoes 450 mm - bucket operator and full fuel tank	Weight (kg)	Ground Pressure (bar)
Monobloc boom - 1.70 m dipper	7660	0.34
Offset boom and 1.75 m dipper	8060	0.36



Buckets

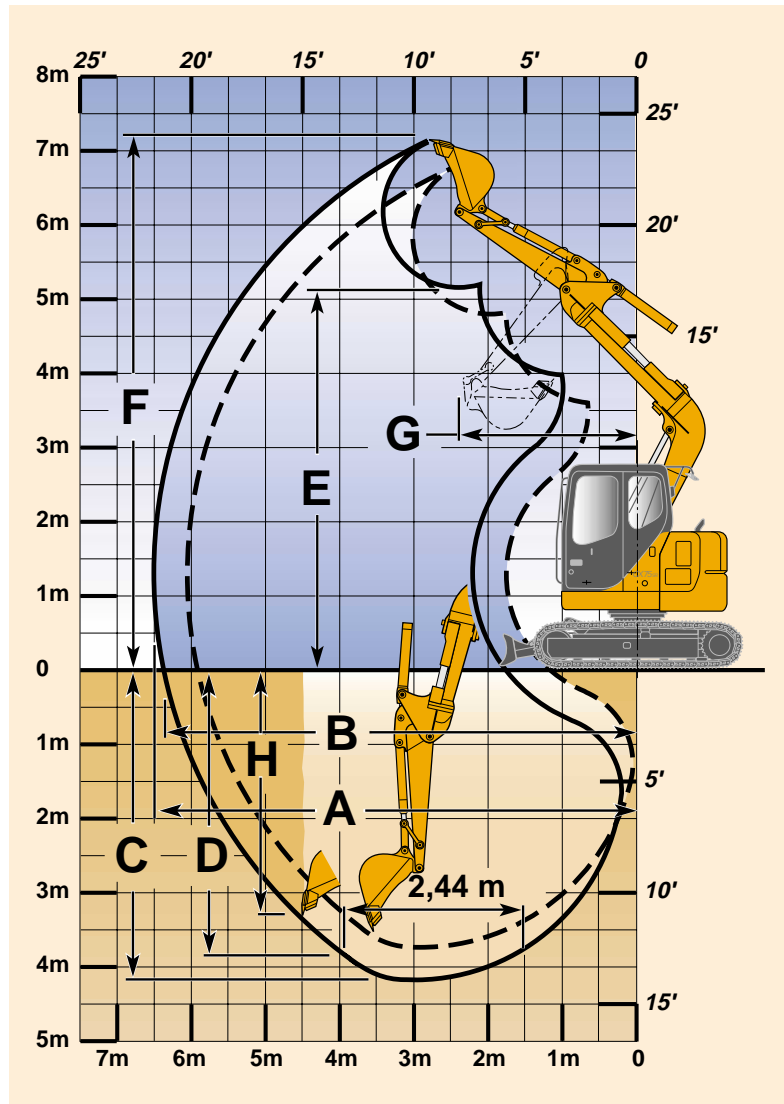
General purpose

SAE capacity	Litres	110	130	140	160	240	310	360
Width	mm	300	350	400	450	600	750	850
Weight	kg	117	125	138	145	170	200	220

Other types of bucket on application.



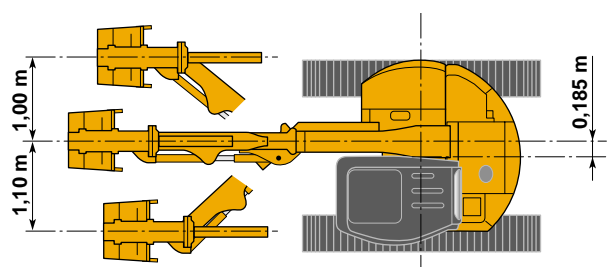
Performance data with offset boom and 1.75 dipper



- A** Maximum digging reach
- B** Maximum digging reach at ground level
- C** Maximum digging depth
- D** Digging depth 2.44 m (8') level bottom
- E** Maxi dump height
- F** Overall reach height
- G** Minimum swing radius
- H** Vertical straight wall dig depth
- Digging force
- Breakout force

	Maximum offset	Zero offset
A	6,10 m	6,50 m
B	5,95 m	6,35 m
C	3,75 m	4,20 m
D	3,40 m	3,80 m
E	4,85 m	5,15 m
F	6,85 m	7,20 m
G	1,95 m	2,25 m
H	2,85 m	3,25 m
Digging force	3940 daN	3940 daN
Breakout force	5690 daN	5690 daN

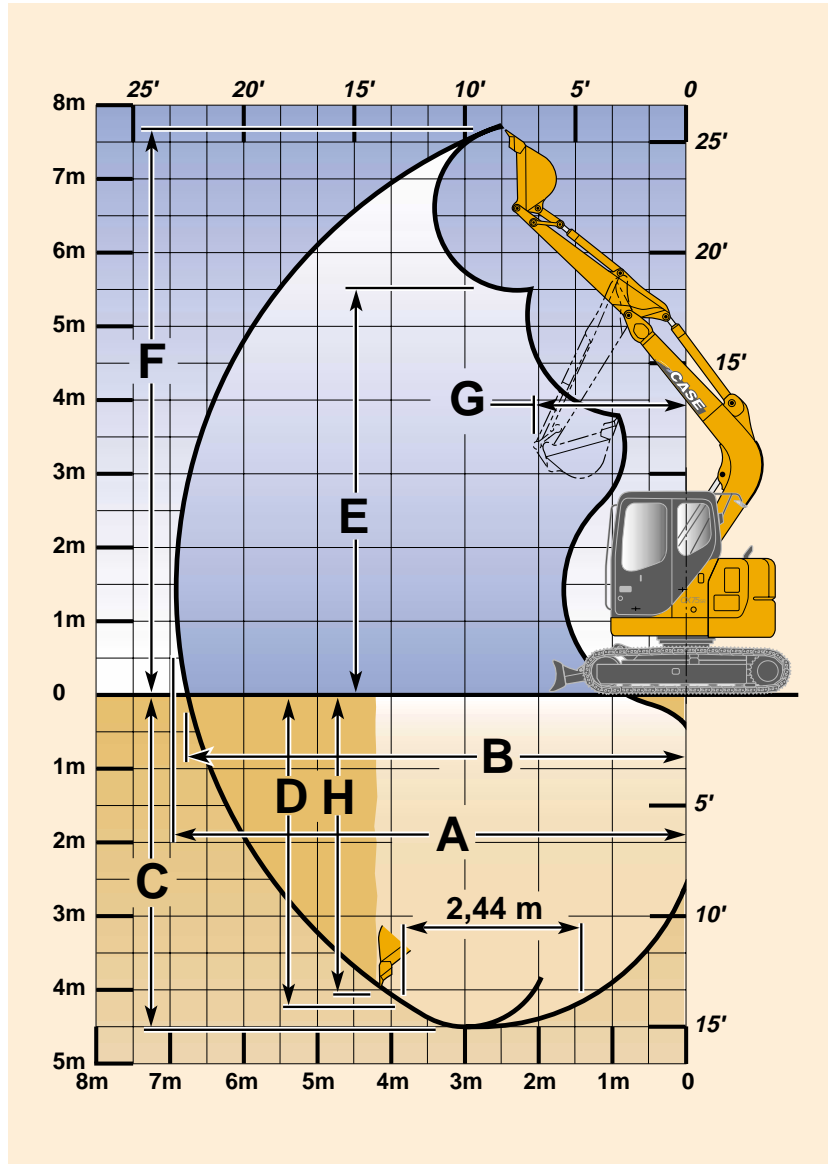
- Maximum working range (zero offset)
- - - Trench with vertical walls (maximum offset)







Performance data with monobloc boom



	dipper :	1.70 m	2.10 m
A Maximum digging reach		6.50 m	6.90 m
B Maximum digging reach at ground level		6.40 m	6.75 m
C Maximum digging depth		4.15 m	4.55 m
D Digging depth 2.44 m (8') level bottom		3.80 m	4.25 m
E Maxi dump height		5.25 m	5.55 m
F Overall reach height		7.35 m	7.60 m
G Minimum swing radius		1.80 m	2.10 m
H Vertical straight wall dig depth		3.65 m	4.10 m
Digging force		3830 daN	-
Breakout force		5690 daN	5690 daN



Lifting capacity

CX75SR with dozer blade - 3.85 m boom - 1.70 m dipper - 210 kg bucket - 450 mm shoes

Reach Height	2 m		3 m		4 m		5 m		maxi		Maxi reach m
	front	360°	front	360°	front	360°	front	360°	front	360°	
5 m			1600*		1680*				1600*		4.1
4 m			1770*		1710*				1550*	1270	4.8
3 m	2990*		2240*		1910*	1700	1750*	1160	1590*	1060	5.3
2 m			2890*	2540	2210*	1610	1880*	1120	1700*	960	5.5
1 m			3440*	2360	2490*	1520	2020*	1080	1860*	920	5.5
0 m	2490*		3670*	2260	2670*	1460	2100*	1040	1940*	940	5.4
-1 m	3900*		3620*	2230	2670*	1430	2050*	1030	2040*	1020	5.0
-2 m	4640*		3310*	2240	2450*	1430			2150*	1240	4.4
-3 m	3600*		2600*	2300					2240*	1870	3.4

CX75SR with dozer blade - 3.85 m boom - 2.10 m dipper - 190 kg bucket - 450 mm shoes

Reach Height	2 m		3 m		4 m		5 m		maxi		Maxi reach m
	front	360°	front	360°	front	360°	front	360°	front	360°	
5 m					1430*				1390*		4.6
4 m					1490*		1510*	1210	1350*	1100	5.3
3 m			1920*		1710*		1600*	1180	1370*	940	5.7
2 m			2580*		2030*	1630	1760*	1130	1440*	850	5.9
1 m			3210*	2390	2350*	1530	1920*	1080	1580*	820	5.9
0 m	2570*		3570*	2260	2580*	1460	2050*	1040	1770*	820	5.8
-1 m	3540*		3640*	2200	2660*	1410	2070*	1010	1860*	890	5.5
-2 m	4970*	4590	3450*	2190	2540*	1400			1970*	1040	4.9
-3 m	4150*		2930*	2230	2100*	1430			2080*	1410	4.0

CX75SR with dozer blade - offset boom - 1.75 m dipper - 210 kg bucket - 450 mm shoes

Reach Height	2 m		3 m		4 m		5 m		maxi		Maxi reach m
	front	360°	front	360°	front	360°	front	360°	front	360°	
5 m			1570*						1570*		4.0
4 m			1730*		1600*				1550*	1270	4.7
3 m			2140*		1780*	1640	1600*	1080	1580*	1010	5.2
2 m			2680*	2400	2030*	1500	1710*	1020	1620*	880	5.4
1 m			3130*	2110	2270*	1360	1820*	940	1690*	810	5.4
0 m			3320*	1950	2400*	1260	1880*	890	1770*	810	5.3
-1 m	3920*		3240*	1890	2390*	1210			1870*	880	4.9
-2 m	4090*	4060	2940*	1910	2180*	1210			1990*	1080	4.3
-3 m	3130*		2290*	2000					2080*	1730	3.3

- Lift capacities are taken in accordance with SAE J 1097

- Lift capacities shown in kg do not exceed 75% of the tipping load or 87% of the hydraulic lift capacity.

- Capacities that are marked with an asterisk are hydraulic limited

- If the machine is equipped with a quick coupler, subtract the weight of the quick coupler from the load shown in the tables to calculate the real lifting capacity.


Standard attachment

- One-piece boom or double offset boom
- Steel tracks 450 mm
- High performance "ULTRA CLEAN" (1µ) filtration system
- "Auxiliary" control valve section
- Dozer blade
- 2 travel speeds
- Load-holding valves (boom and dipper)
- Tier 2 engine (reduced smoke emissions and noise level)
- Electric motor speed control
- Automatic engine speed return to idle
- RH, LH and rear rear-view mirror (safety when swinging and reversing)

Options

- Single-acting system ("hammer" type)*
- "Multipurpose" circuit (hammer or shears)*
- Double-acting circuit (shears, etc.)*
- 2nd auxiliary circuit (clamshell orientation type)*
- Backhoe-clamshell circuit*
- "MULTIFIT" Hydraulic quick coupler
- FOPS (roof) cab protection
- Self-regulating air conditioning
- Rubber tracks 450 mm
- Safety valves (boom - dipper)

** Note: availability of these circuits varies depending on the type of boom and length of the dipper*



Standard and optional equipment can vary from country to country

Conforms to directive 98/37/CE



NOTE: The standard and optional fittings can vary according to the demands and specific regulations of each country. The illustrations may include optional fittings or fittings not mentioned above. Moreover, the CNH France Company reserves the right to modify without prior notice its machine specifications, and without incurring any obligations relating to such changes.

CASE

18, Place des Nymphéas
Paris Nord II
95915 ROISSY CDG Cedex
FRANCE
Tel. : 01 49 90 23 00
Fax : 01 49 90 26 15